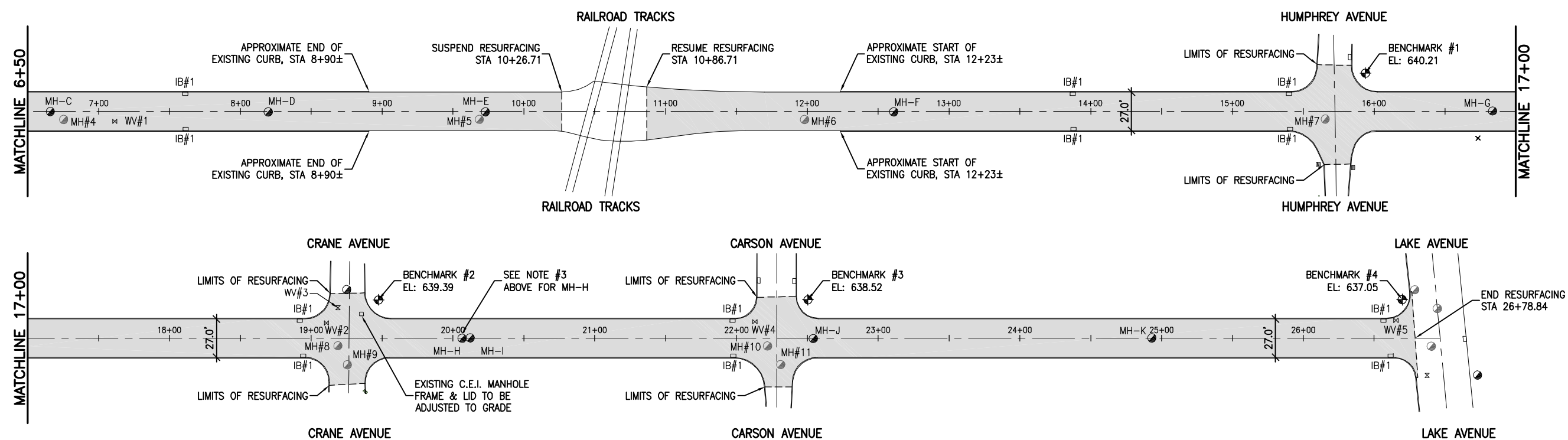
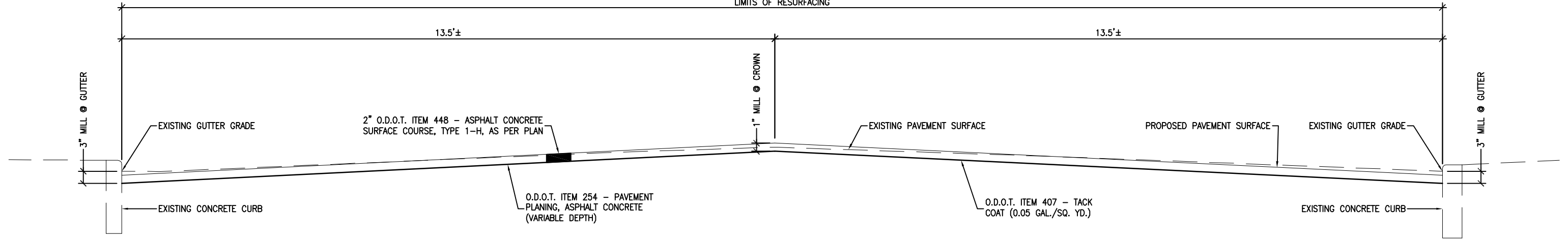


NOTES:

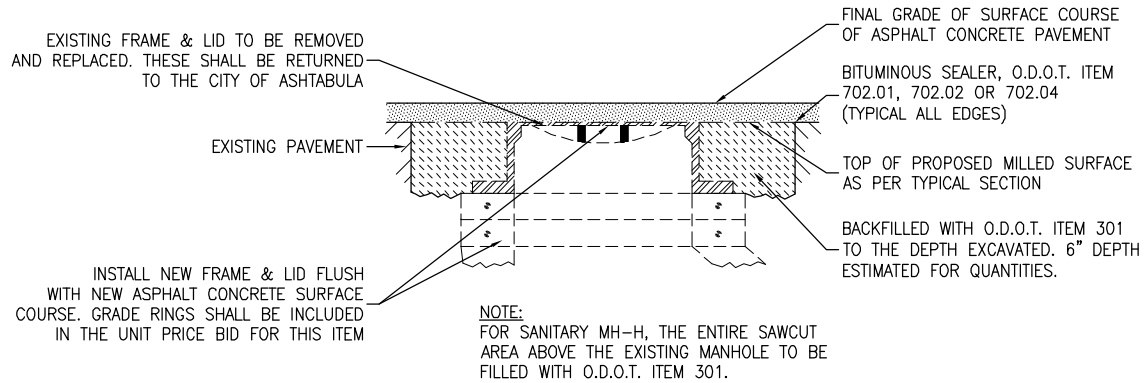
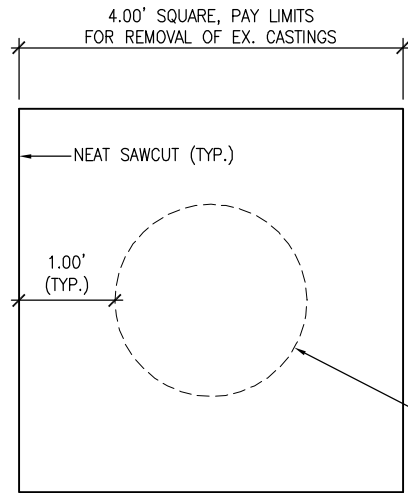
1. BENCHMARKS ARE METALLIC DISKS INSIDE 10"± MONUMENT BOXES, AT THE LOCATIONS SHOWN ON PLANS.
2. MANHOLES "A" THROUGH "K" ARE SANITARY STRUCTURES. EXISTING CASTINGS TO BE REMOVED & REPLACED WITH STANDARD CITY OF ASHTABULA SANITARY FRAMES & LIDS. THESE MANHOLES TO BE REHABBED PER THE DETAIL ON SHEET 2 OF 2, EXCLUDING MANHOLE "H".
3. SANITARY MANHOLE "H" TO BE ABANDONED IN PLACE. EXISTING FRAME & LID TO BE REMOVED, MANHOLE TO BE FILLED WITH O.D.O.T. ITEM 613 - LOW STRENGTH MORTAR BACKFILL TO THE TOP OF THE EXISTING STRUCTURE. FOLLOW MANHOLE CASTING PAVEMENT REPAIR DETAIL FOR BACKFILLING ABOVE THE ABANDONED STRUCTURE.
4. MANHOLES "1" THROUGH "11" ARE STORM STRUCTURES. EXISTING CASTINGS TO BE REMOVED & REPLACED WITH STANDARD CITY OF ASHTABULA STORM FRAMES & LIDS.
5. EXISTING WATER VALVE BOXES SHALL BE ADJUSTED TO GRADE AS NEEDED.
6. ALL REMOVED CASTINGS SHALL BE RETURNED TO THE CITY OF ASHTABULA.
7. INLET BASIN CASTINGS ARE TO REMAIN. CONTRACTOR TO MAINTAIN POSITIVE DRAINAGE AT EACH INLET BASIN TO AVOID PONDING IN THE GUTTER.
8. SEE "HEEL-IN DETAIL" FOR BLENDING OF PROPOSED RESURFACING TO EXISTING ADJACENT PAVEMENTS.



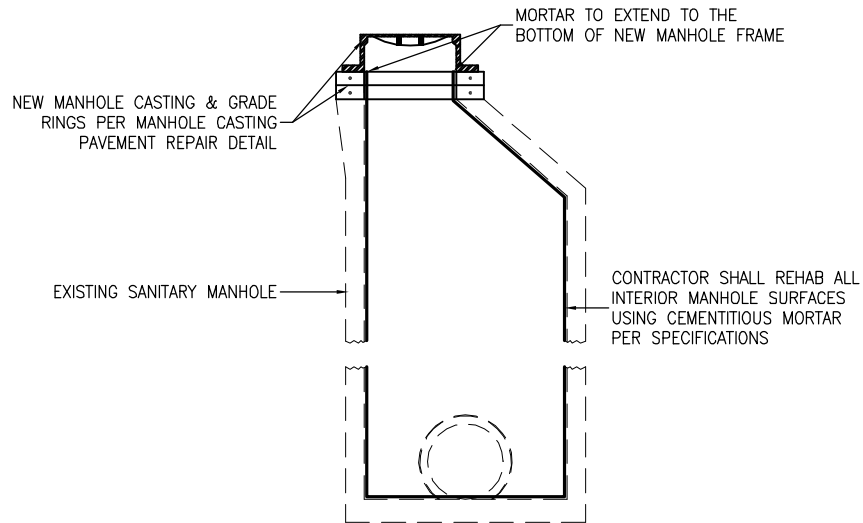
10-01.3 Ashtabula W 30th Street.dwg, Resurfacing (2), 6/1/2010 1:55:42 PM, 12



PROPOSED TYPICAL SECTION
NOT TO SCALE

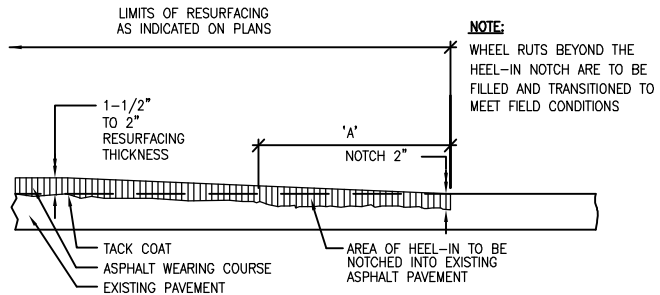


MANHOLE CASTING PAVEMENT REPAIR DETAIL
NOT TO SCALE



SANITARY MANHOLE REHABILITATION DETAIL
NOT TO SCALE

POSTED SPEED LIMIT	'A'
25 MPH	12'
30 TO 35 MPH	14'
40 TO 45 MPH	16'
50 TO 55 MPH	18'



HEEL - IN DETAIL
NOT TO SCALE